



US00D572631S

(12) **United States Design Patent**
Ibarra

(10) **Patent No.:** **US D572,631 S**

(45) **Date of Patent:** **** Jul. 8, 2008**

(54) **BABY WALKER**

(76) Inventor: **Roseanna E. Ibarra**, 20414 E. Empire Blvd., Queen Creek, AZ (US) 85242

(**) Term: **14 Years**

(21) Appl. No.: **29/260,423**

(22) Filed: **May 24, 2006**

(51) **LOC (8) Cl.** **12-12**

(52) **U.S. Cl.** **D12/128**

(58) **Field of Classification Search** D12/128-133,
D12/16, 85; 267/5; 135/65-67, 74, 912;
280/62, 647-650, 29, 200, 47.38, 250.1,
280/259, 642, 658; 297/DIG. 4; 296/65.03,
296/65.04; 224/409; D6/364; D34/15; 180/6.5,
180/65.1, 65.6, 65.8, 208, 907, 906; D21/425,
D21/533-535

See application file for complete search history.

(56) **References Cited**

U.S. PATENT DOCUMENTS

D268,405 S * 3/1983 Hanses et al. D12/130

D353,566 S * 12/1994 Chow et al. D12/130
D358,791 S * 5/1995 Cacciola et al. D12/130
D377,375 S * 1/1997 Liu D21/425
D391,201 S * 2/1998 Nakai D12/129
D391,531 S * 3/1998 Mak D12/130
D443,233 S * 6/2001 Gaudet et al. D12/130

* cited by examiner

Primary Examiner—Charles A. Rademaker

Assistant Examiner—Charles D Hanson

(57) **CLAIM**

I claim, the ornamental design for the baby walker, as shown and described.

DESCRIPTION

FIG. 1 is a front elevational view of the baby walker showing my new design;

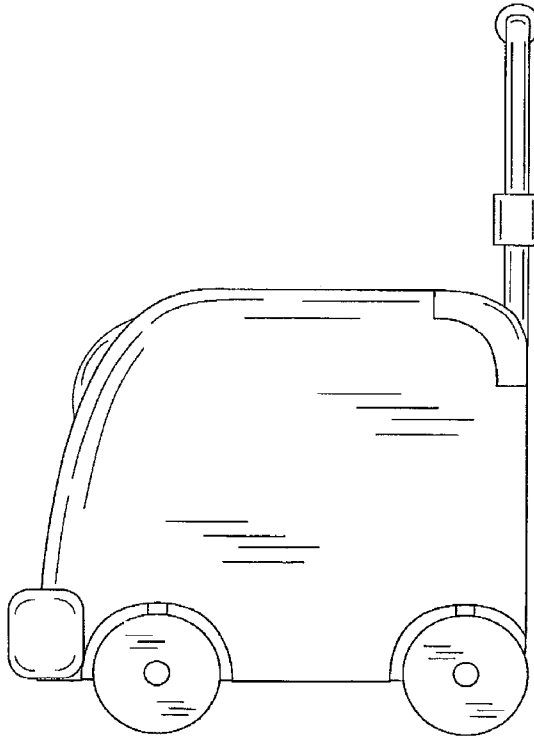

FIG. 2 is a rear elevational view thereof;

FIG. 3 is a right side elevational view thereof;

FIG. 4 is a top plan view thereof; and,

FIG. 5 is a bottom plan view thereof.

1 Claim, 5 Drawing Sheets






FIG. 1

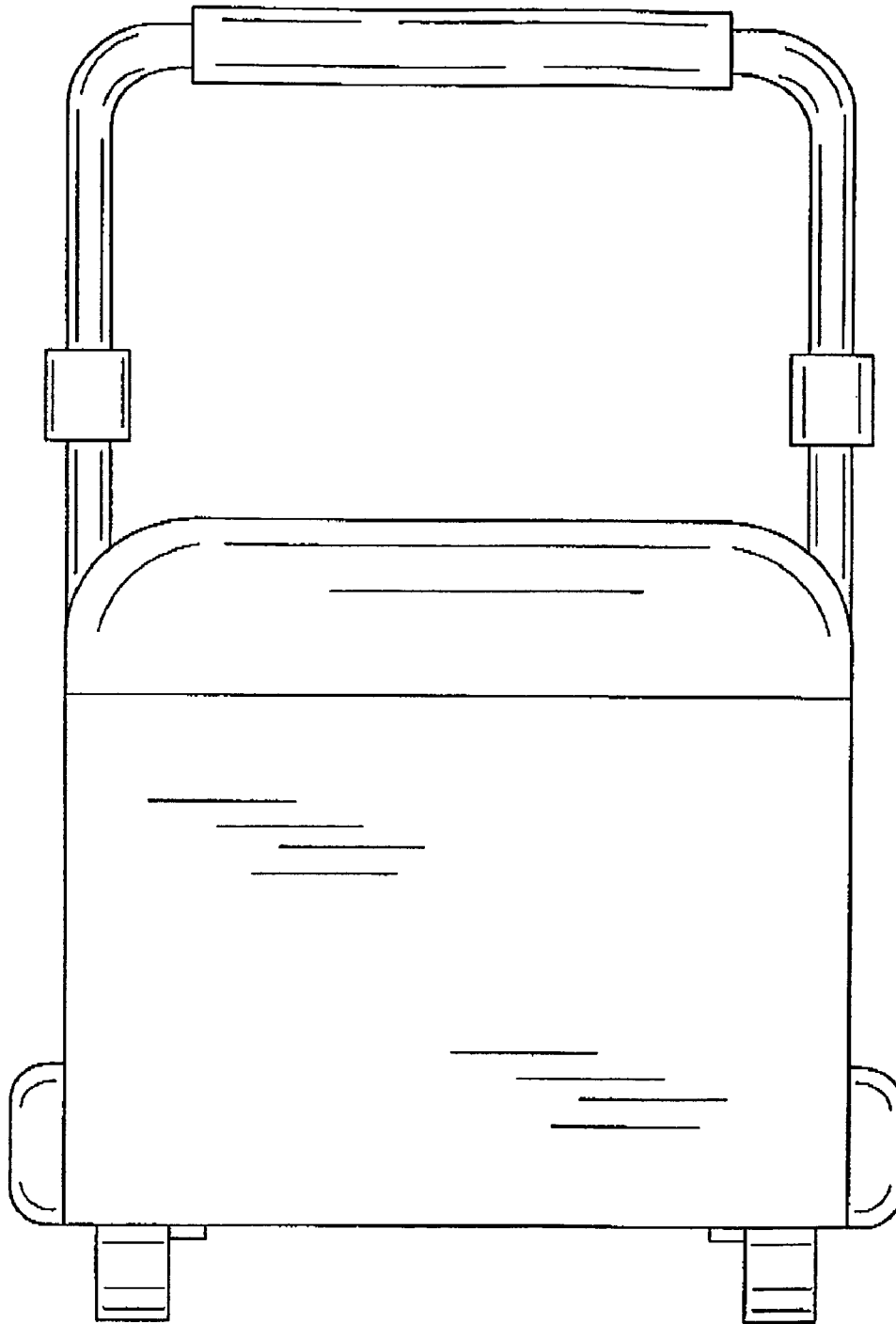
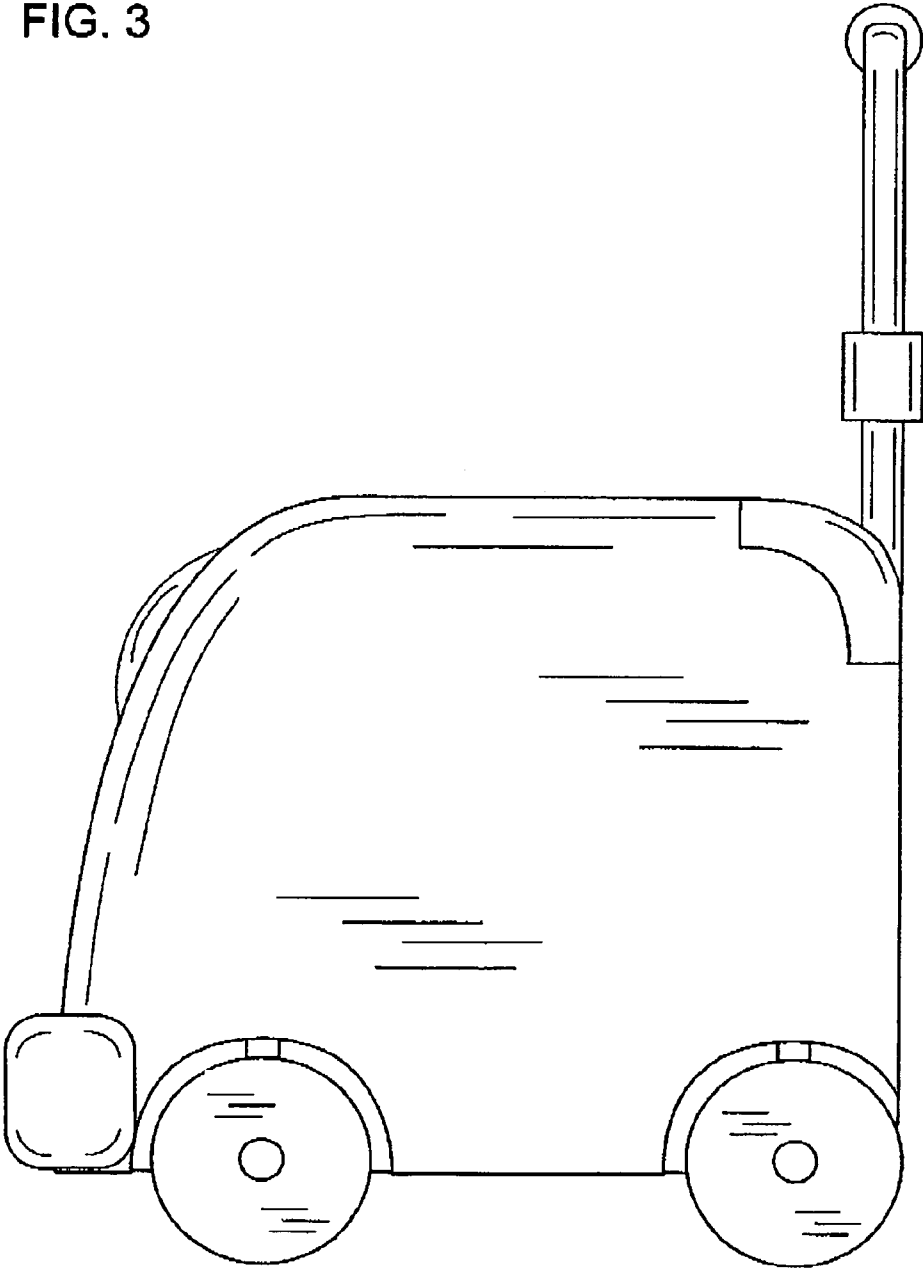


FIG. 2

FIG. 3






FIG. 4

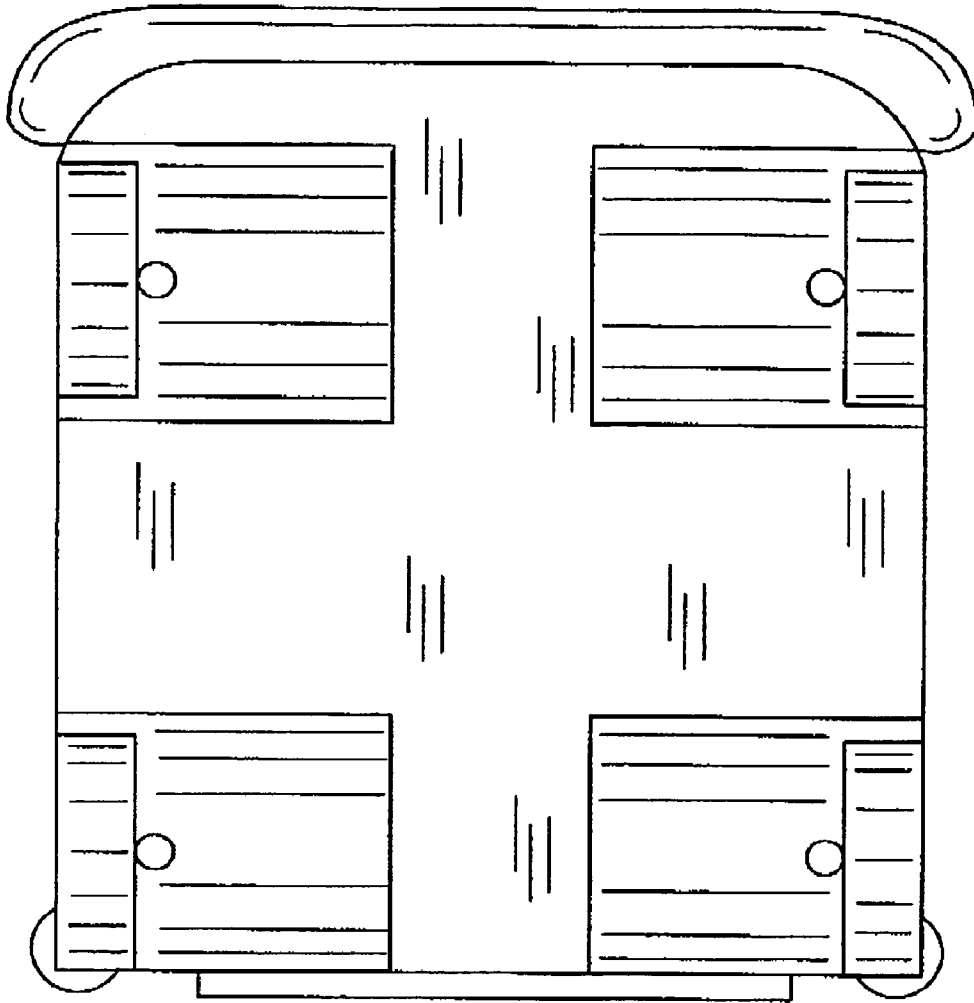


FIG. 5