

Dated: 23-12-2013

Dear Sir,

I tried my best to explain my concept, through the following Links / Designs / Pictures.

Please follow links: for TOWER CRANES

https://www.google.co.in/search?hl=en&site=img&tbn=isch&source=hp&biw=1024&bih=639&q=tower+crane&oq=TOWER+CRAN&gs_l=img.1.0.0i10.9228.11950.0.15704.10.10.0.0.0.0.845.2579.1j2j2j6-2.7.0....0...1ac.1.32.img..5.5.1484.FNAOA-fOpgw#facrc=_&imgdii=_&imgrc=EcaZPNTi7u2z9M%3A%3BjbFKd7XrgMnz5M%3Bhttp%253A%252F%252Fimage.made-in-china.com%252F2f0j00dCMarUqcbtzJ%252FTower-Crane-QTZ63-.jpg%3Bhttp%253A%252F%252Fwww.made-in-china.com%252Fshowroom%252Fjimmywonder%252Fproduct-detailOboJRGkchnUw%252FChina-Tower-Crane-QTZ63-.html%3B400%3B300

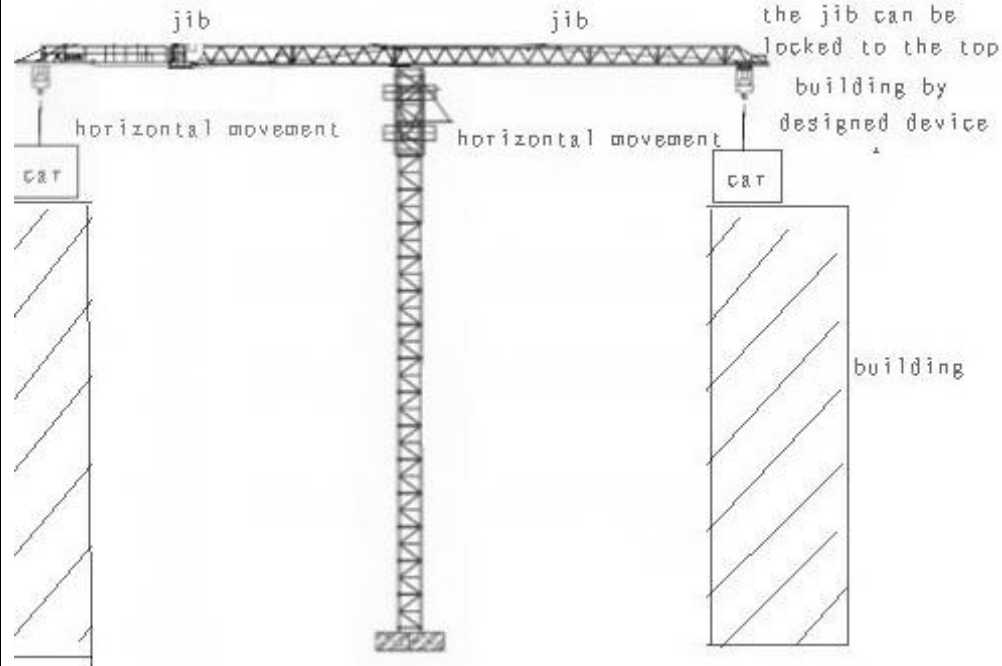


New schematic diagram:

(1) The JIB tip end should be locked to Building Top by our designed device to ensure its safety. The car can make horizontal movement by trolley mechanism, say 20-Passenger in the car, on rails from JIB tip End to Tower Crane Mast. The trolley mechanism should be redesign by our engineer to separately control the horizontal movement on the two jibs.

(2) then, Lock open, JIB takes needed rotation (say) 180 Degrees, then lock to other 'Building Top' on other side area, and then the car makes horizontal movement again from Tower Crane Mast to JIB Tip end and slides on rails to Building Top. And the Passengers can get down the car.

(3) I need to point out if we don't modify the shape of tower crane jib, (the shape of usual crane shape is like ☐), it's better that the tower crane is higher than the building, just like the above picture shows. We use the hook to connect the jib and the car.



----- Forwarded message -----

From: Ramalinga Swamy <swamy.prls@gmail.com>

Date: Wed, 4 Dec 2013 06:12:37 +0530

Subject: Re: Technical Expertise

To: Dylan Schumacher <d.schu@enhancepd.com>

Cc: "peddusu@gmail.com" <peddusu@gmail.com>

Dear Sir,

Head Designer's opinion is correct.

But I want to tell again, that it is not a new Technology Development. It is only 'INTEGRATION' of latest available Technologies / Designs in Tower Cranes, Vertical Lifts, Roller Coasters, Rope Ways, etc.

At present In Tower Cranes, Counter weight is used, to hold the JIB and also to lift the Load at JIB tip end. Instead we use JIB in Diameter, i.e., on two sides of the Mast. Whereas, in our project, there is no need to lift the load. Load is already taken-up by the Lifts to Building Top. The work of Tower Crane is only to pick up that load for horizontal movement from its JIB tip end to its Mast near, rotate and again move the load back to the other end (tip) at some other location.

While transferring the load on Building Top from Lift Platform to Tower Crane JIB tip end, the JIB should be locked to the Pick-up Center on the Building top, and become a foot over Bridge, for safety.

The work of the Designer is, to connect tower Crane JIB Tip and Lift Platform on Building Top in the Pick Up Centre for movement of Passenger loaded Trolley / Crucible.

It is just like Load moving on rails from one point to other.

Dated:17-12-2013

Hi Dear Ramalinga,

Sorry for the late reply.

I received your letter on December 15 and re-understand your idea. I talked with our chief engineer from **Zoomlion** about its concrete implement. (We cooperate with Zoomlion.) I write to notice you our **chief engineer have confidence to design** and modify the tower crane according to your idea.

It is feasible, but we need redesign it and customize it for you by little modification of our traditional crane according to the height and the load. We need to change the counterweight jib to a working jib (say 100m), and redesign the limiting device. And also design the two jibs to work on their own control by modifying the rotating mechanism and the trolley mechanism. In addition, we can make the lock device to lock the jib and the building to ensure its safety. If producing it for you, it needs about 2~3 months to complete, and the budget price is about USD 1400000. The accurate information and price should be given when receiving your final decision and requirement. You can consider it.

So, I need you to confirm,

1. I remember you once told me the load is 5t and height is 33m. I need your confirmation when you have come to your final decision.
2. I draw a schematic map in the attachment file. Pls kindly check it. I need you to confirm me whether there is misunderstanding between us.

For this huge project, there should be no error. So correct understanding is very important. Any question, pls come back to me. I am of help at any time.

Thanks and Best Regards

Cathy Cui

---- 原邮件信息 -----

发件人:Ramalinga Swamy <swamy.prls@gmail.com>

收件人:cathy cui <zqgbd89@zqqianbaidu.com>

抄送人:vijayasimha.sk@akuva.com; suresh peddu <sureshpeddu@energyaffiliated.com>; dylan schumacher <d.schu@enhancepd.com>; chitta amarnath <c.amarnath@gmail.com>

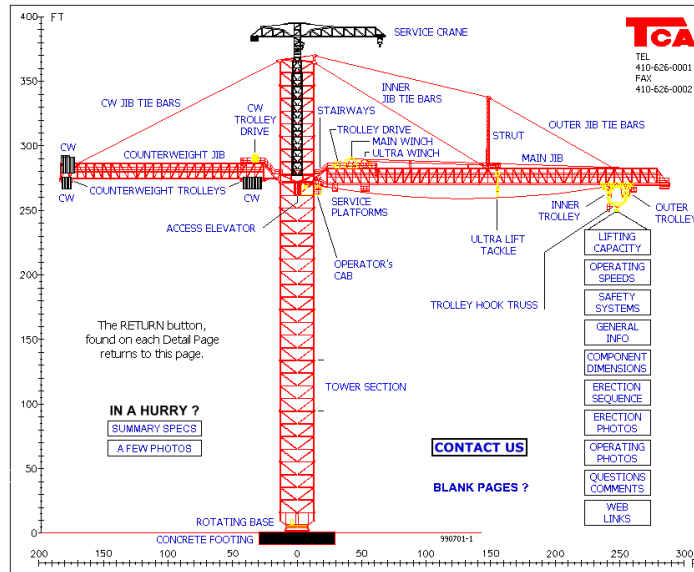
发送时间:2013-12-15 08:00:20

主题:Re: Re:China Cathy reply to Ramalinga's Technical Expertise

//An Idea about Tower Crane & Equipment //

Please follow link:

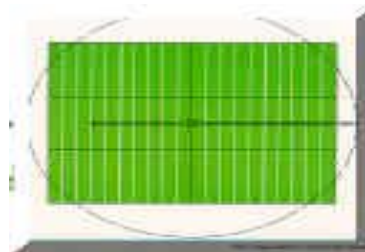
http://www.towercrane.com/tower_cranes_Detail_Select.htm



Please follow link:-

http://www.towercrane.com/K-10000_tower_cranes_26_00.htm

SIX REGULATION FOOTBALL FIELDS



A Football Field is 300ft x 160ft = 48,000 sq ft = 1.08 acres.
6 Football Fields = 6.5 acres.
The K-10000-L covers 7.5 acres
with over 100 ton capacities.

Dated:26-07-2013



Ramalinga Swamy <swamy.prls@gmail.com>

To
Karthik Devadiga

Sales Engineer- Tower Cranes **Mobile +91 88888 99083**

Gat No. 316, Village Kasar Amboli, Tal. Mulshi, Pune - Paud Road, Near Pirangut
Pune - 412 111 INDIA Phone : +91 - 20 - 6654 2222 Ext: 268 Fax : +91 - 20 - 6654 2222 towercranes.emech.co.in

Dear Karthik Sir,

Thanking you for quotation I want to submit the following few points for kind consideration by your R & D Team.

Your Quote for D 1250-50 Tower Crane: \$ 14, 23,600.00

Foundation: Outrigger type - Height under hook: 33m - Jib length: 110m - Tip load of 5.5T at 110m Jib Length - Additional Mast: NA. - Additional Anchorage: NA.

With little modifications in the Tower Crane Design and INTEGRATION with the latest available technologies in Vertical Lifts, Roller Coasters, etc, we can use them in Public Transportation.

With this Project, we can expect unlimited demand for Tower Cranes all over the world.

Cost Factor: - 1. Load Lifting Mechanism / Counter Weight
 2. Jib Length
 3. Independent (stay alone) Tower Mast.

How to reduce the Fixed Investment :

1. In this Project Load Lifting Mechanism is not repeat NOT required, instead we use JIB in Diameter to balance it and transfer the loads from both sides. The Jibs take needed rotation and lock to Pick-up Centre, become "**Foot over bridge**" and then only the Horizontal Movement of Loads will be allowed.
2. If Jib length decides the cost of Tower Crane abnormally, then we can think for Pick-up Centers in between at 50 Meters Jib Lengths and transfer the Loads.
3. For Pick-up Centers: - "H" beam Metal Pillars on the four sides of Apartments / high rise buildings - taking the support of the Building without disturbing much the exterior - on the Building Top, the JIB Rotation Mechanism can be designed and thus, the cost for (stand alone) Tower Mast may be reduced.

Keeping above start-up idea, kindly send fresh Quotation for submission to my Investors.

If you permit, I will personally explain the details of the Start-up Idea to your R & D Team in your location / Office.

TECHNICAL OPERATION IN THIS PROJECT:

The work of a Tower Crane is decentralized. The works of 'Jib' is only rotation and movement of crucibles horizontally and transfer the crucibles to other jib.

For this, select four or five buildings having third or fourth floor, in the Metro Railway Station area around the jib radius. Area required for two parallel lifts and top floor can be owned, hire or take on lease rent for longer period like 10 to 30 years. Passengers board the crucible in the ground floor, the crucible lifted to top floor through lift and wait for its turn to pick up by tower crane jib. The jib picks up the crucible moves it horizontally to its end the transfers to other jib. The crucible continues its movement and reaches other end of the jib and again transfers to third jib. This process continues till the crucible reaches its destination.

As per the technical data available the jib of a tower crane is having maximum reach of 100 meters and maximum lifting power is 18 tons. Whereas, the load we are giving to jib is 1.5 tons or at most 2 tons only (20 passengers @ 50 kgs on average).

Distance calculation;

The jib is only a radius, when we take it as diameter its reach is $80 + 80 = 160$ meters. In the aerial distance of one kilometer we have to install $(1000 \text{ meters} / 160)$ seven to eight tower cranes.

Weight calculation;

@ 50 kg per passenger (say, male = 60 to 70 kg and female = 30 to 40 kg and on average it is 50 kg).

For 20 passengers it comes to $20 * 50 = 1000 \text{ kg} = 1 \text{ ton}$. Whereas, the tower crane lifting capacity is 18 tons. So, we can increase the number of passengers, or if possible we can increase the reach of jib as we are using the jib in diameter i.e., on two sides.

CAUTION:- We transfer of load only when connecting and locking jibs of two tower cranes to Pick-up Centres, and acts as a 'Foot-over Bridge'.

Aluminum Railings will be laid on the 'Jib' of Tower Crane and 20-Passenger filled Crucibles will roll over it to & fro. For this, we can integrate the Roller Coaster Technology.

Link No.2: for cable cars.


<http://www.stanserhorn.ch/en/travel/cabrio/>

Link No.3:- for Rope Ways

<http://www.crspl.com/passengerropeway.html#bcg>

ROPE WAYS:

https://www.google.co.in/search?hl=en&site=img&tbm=isch&source=hp&biw=1024&bih=639&q=tower+crane&oq=TOWER+CRAN&gs_l=img.1.0.0i10.9228.11950.0.15704.10.10.0.0.0.845.2579.1j2j2j6-2.7.0....0...1ac.1.32.img..5.5.1484.FNAOA-fOpgw#hl=en&q=ropeway+design&tbm=isch&facrc=_&imgdii=_&imgrc=MIP7NkutSo3JRM%3A%3B101360nuulxQxM%3Bhttp%253A%252F%252Fwww.naspanewotani.com%252Fimages%252Fphoto-ropeway.jpg%3Bhttp%253A%252F%252Fwww.naspanewotani.com%252Fleisure%252Farea-guide.html%3B226%3B312

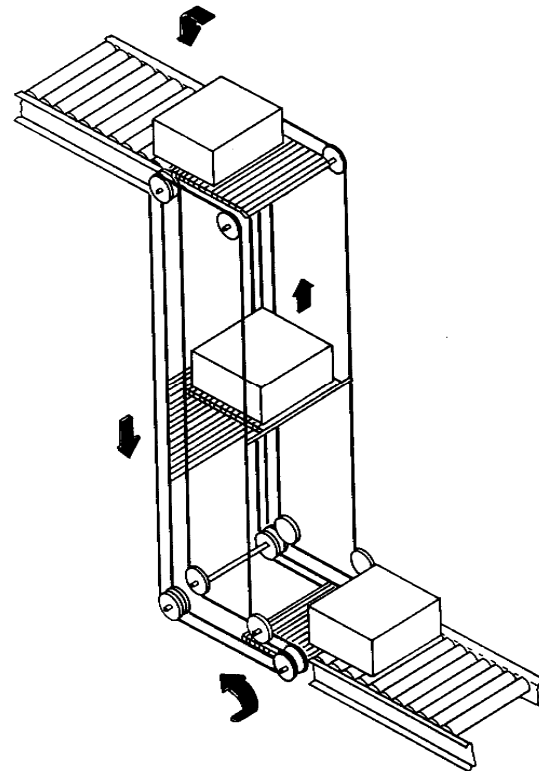
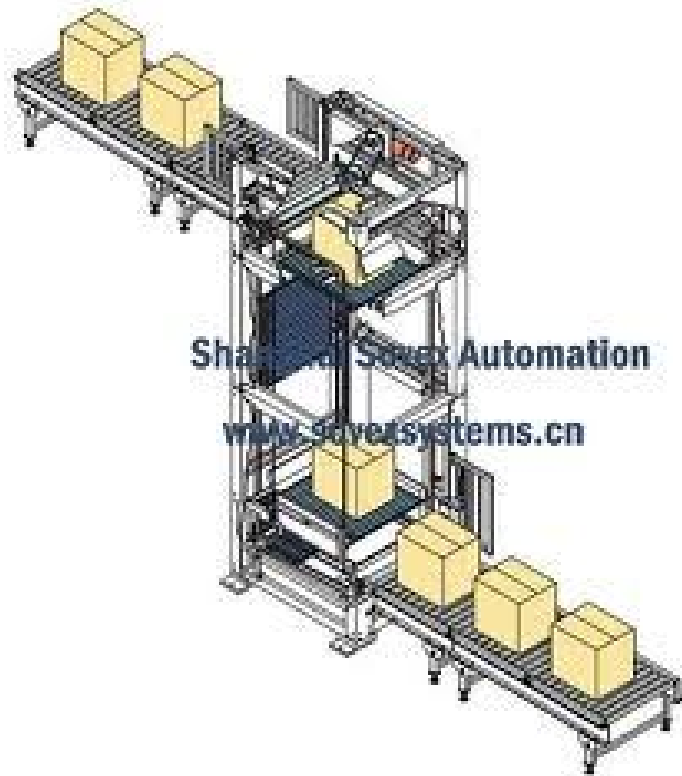




20 Passenger filled car can be loaded in racks like this image, but one condition that the waiting time should not be more than 10 minutes.

<http://www.aclifts.com/automated-lifts/palletless-vehicle-lifts.asp>

VERTICAL LIFTS IMAGES:

https://www.google.co.in/search?hl=en&site=img&tbm=isch&source=hp&biw=1024&bih=639&q=vertical+lift+bridge&oq=VERTICAL+LIFT&gs_l=img.1.1.0110.907928.910561.0.915787.12.12.0.0.0.0.438.1712.5j4j2j0j1.12.0....0...1ac.1.32.img..5.7.675.4BO1VJIFMto#hl=en&q=vertical+lift+&tbm=isch&facrc=_&imgdii=_&imgrc=zTITqpM5QLtMEM%3A%3BhJFCapI98DOI9M%3Bhttp%253A%252F%252Fimage.made-in-china.com%252F2f0j00PMEtchalveqD%252FContinuous-Vertical-Conveyor-Lift.jpg%3Bhttp%253A%252F%252Fwww.made-in-china.com%252Fshowroom%252Fsovexnancy%252Fproduct-detailYqfONrFgXoch%252FChina-Continuous-Vertical-Conveyor-Lift.html%3B384%3B433





LINK BETWEEN TWO TOWER CRANES JIB TIP ENDS

https://www.google.co.in/search?hl=en&site=img&tbm=isch&source=hp&biw=1024&bih=639&q=vertical+lift+bridge&oq=VERTICAL+LIFT+&gs_l=img.1.1.0110.907928.910561.0.915787.12.12.0.0.0.0.438.1712.5j4j2j0j1.12.0....0...1ac.1.32.img..5.7.675.4B01VJIFMto#facrc=_&imgdii=_&imgrc=zqfznm1c8KGhZM%3A%3BMmkKsv8dTqglbM%3Bhttp%253A%252F%252Fupload.wikimedia.org%252Fwikipedia%252Fcommons%252Fc%252Fc4%252FMovableBridge_lift.gif%3Bhttp%253A%252F%252Fen.wikipedia.org%252Fwiki%252FVertical-lift_bridge%3B240%3B180

ROLLER COASTER IMAGES:

<http://www.intaminworldwide.com/amusement/RollerCoasters/Family+Drop+Coaster/tabid/138/ProductNumber/Family+Drop+Coaster/language/de-DE/Default.aspx>



Please follow the Link for Roller Coaster work

<http://science.howstuffworks.com/engineering/structural/roller-coaster.htm>

<http://www.crspl.com/urbancommutation.html>

Hydraulic Lifts mounted on Metro Rail Trolleys to lift to height the 20 Passenger filled Crucibles at Destinations.



<https://www.google.co.in/search?q=hydraulic+lift&tbm=isch&tbo=u&source=univ&sa=X&ei=IKW7UoLhFdHrOf-7oCYCQ&sqi=2&ved=0CDQsAQ&biw=1024&bih=665>



<http://www.tbduk.co.uk/products-services/airside-vehicles/vehicle-mounted-scissor-lift/?gclid=CJXXtI63zbsCFRBU4goddgoAQw#.UrvjZ-K5-1s>



https://www.google.co.in/search?q=metro+rail&source=lnms&tbn=isch&sa=X&ei=caa7Uo63J8qOrgfT0oCAAQ&ved=0CAcO_AUoAQ&biw=1024&bih=665

In the Cyber Tower Buildings there may be around 5,000 working people, visitors and others staff members. Daily at 08.00 A.M. people are 'coming in' and 'going out' from 05.00 to 06.00 p.m. daily. All these people are coming from different parts of Hyderabad, sub-urban, etc.

But, all the people are moving around Bus Stops, Entering Gates only, which are using nearby Roads. This resulting in Traffic Jam. Instead, Commuters want to go the Cyber Tower buildings coming through Metro Rail, can be picked up and land on Buildings Top through this Fly Cars Project.

20 Passenger loaded Crucibles can be transported on Metro Rail 'Trolleys' and when reach destination, they can be lifted through Scissors lifts to required height and then picked by Tower Cranes for horizontal movement and landing on nearby Building Tops