

Kitchen Demon

PRODUCT DETAILS





KITCHEN DEMON

A truly revolutionary kitchen solution!



 Kitchen Demon

*An intelligent kitchen robot with
all moving parts safely shielded inside.*

KITCHEN DEMON

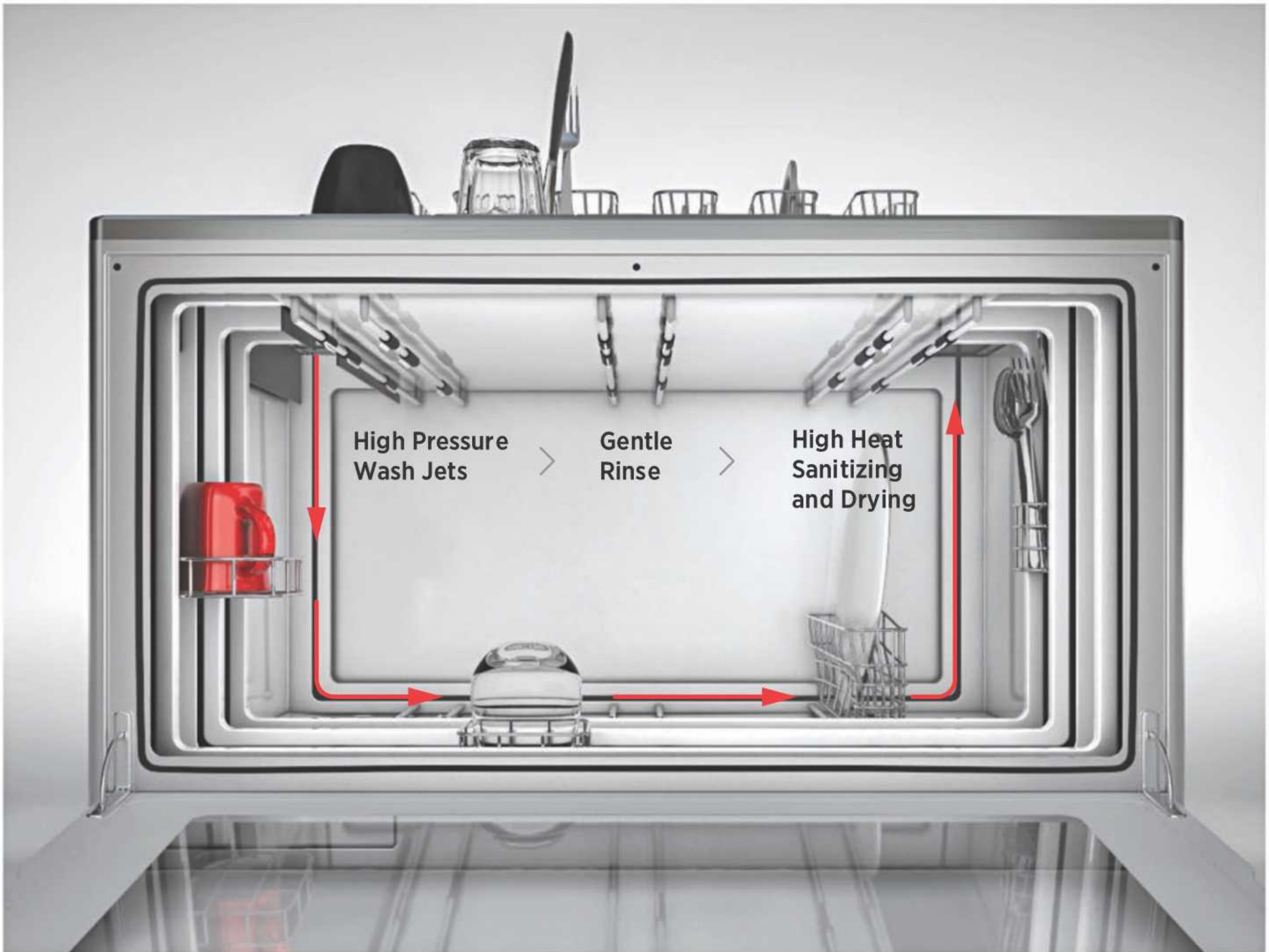
Simply Clean!

PATENT PENDING

THE AUTOMATED KITCHEN

This kitchen assistant takes the chore out of cleaning the place settings. The purposely-designed shuttles automatically descend into the device and emerge at the other end in mere seconds, with the kitchenware ready to be re-used or put away.

The shuttles travel independently through the system in a closed loop, they enter soiled and exit cleaned in about 20 seconds.



INGENIOUS – EFFECTIVE – EFFICIENT

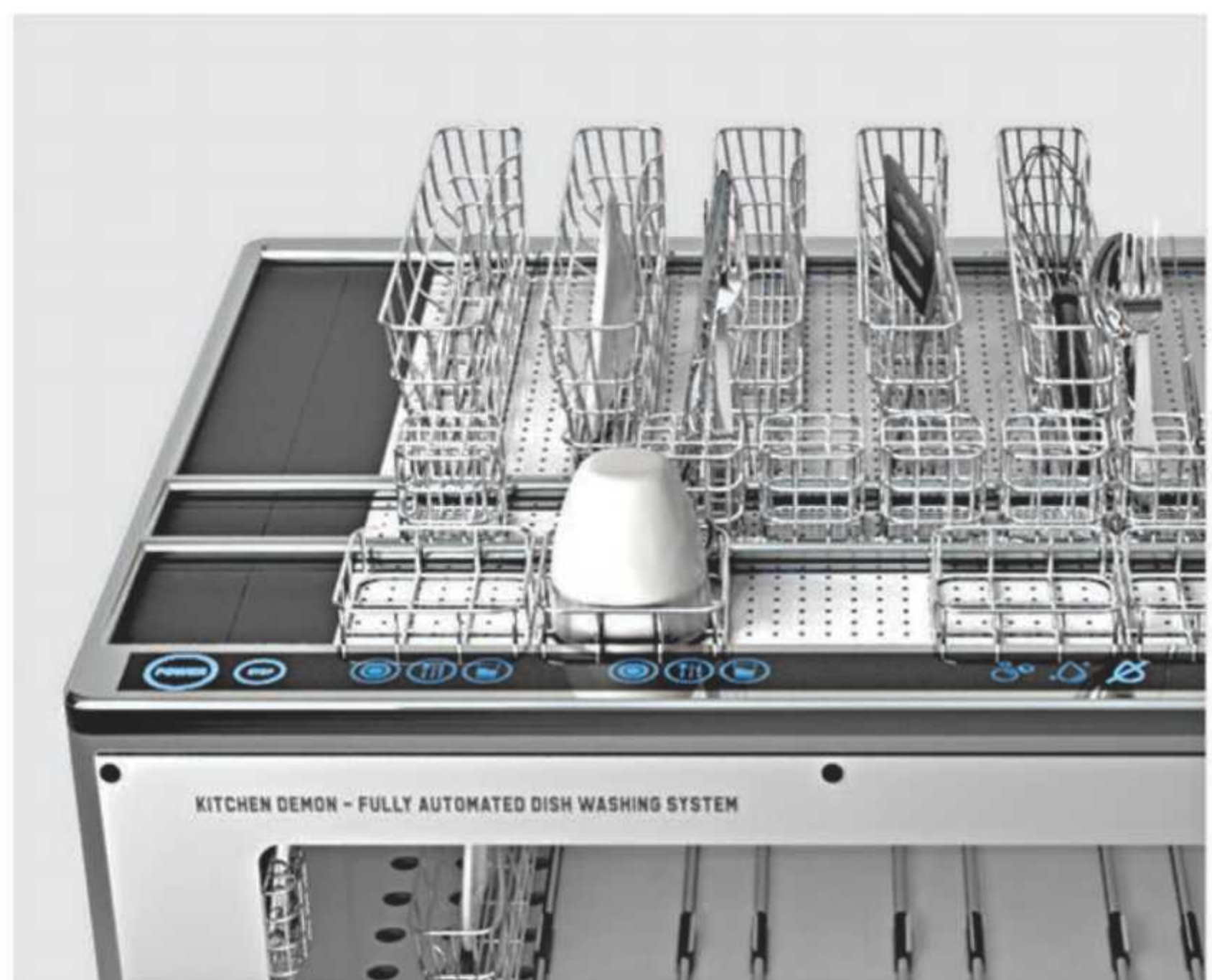
THE NEW KITCHEN COUNTER

The Kitchen Demon is designed to be installed immediately next to the kitchen sink as a replacement for the dish rack. Intended to be simple to use and

an indispensable addition to the modern kitchen, the Kitchen Demon takes the chore out of soiled kitchenware – all day long!



The Kitchen Demon is equipped with three separate rows of purposely-designed and independently operated groups of shuttles, one group for dishes, one group for cutlery, and one group for cups and glasses.



KITCHEN DEMON
Simply Clean!

THE CLEANING CYCLES



1. WASH CYCLE

A thin layer of dishwashing soap is propelled at high pressures out of the wash nozzles targeted at the items, removing food particles and effectively breaking down any oil and fat residue.



2. RINSE CYCLE

The items are rinsed with fresh clean water from strategically placed rinse nozzles, rinsing away the dishsoap and wash cycle residue.



3. SANITIZATION CYCLE

This optional feature sprays steam or high temperature water on the items to effectively sanitize the kitchenware.




4. DRY CYCLE

The dry cycle consists of a number of air vents which blast hot directed air onto the items as they exit the appliance.

TOP SIDE DRAIN GRILL ARRANGMENT

This simple design feature allows the acceptance of soiled kitchenware directly, without a prerinse step, reducing the user's work load.



DEBRIS TRAP

A debris trap collects solids for easy disposal.



WATER SUPPLY


Standard municipal water supply pressures are sufficient for the complete and proper functioning of the entire appliance system.

MOTOR

A simple cost effective electric motor for each of the shuttle sections permits each shuttle to travel independently of all other shuttles. This provides the added benefit of forward and reverse drive when needed. A worm gear arrangement provides instant breaking and holding without power.

SPECS

Forward and Reverse	•
Instant breaking and holding	•
Multiple shuttles at a time	•



DRIVE MECHANISM


Simple, safe, and efficient, the chain drive mechanism with a rack and pinion arrangement effectively transports the individual shuttles through the appliance, on an as needed basis, and returning them to the starting position.

SPECS

Drive chain	•
Closed Loop	•
Forward and Reverse	•
Free rolling and stacking of shuttles	•
Drive and Holding in place	•
Multiple shuttles at a time	•


CONTROL SYSTEM AND SENSORS

Fully automated and intelligent, the Kitchen Demon is equipped with various sensors throughout the unit. The onboard controller operates the entire device, making the user interaction simple and effortless.



POWER SUPPLY

Various power supply arrangements can be implemented depending on the region and the available electrical supply.



ENERGY EFFICIENCY

Since the most effective time to wash kitchenware is soon after they have been used, the cleaning process is less energy intensive.

KITCHEN DEMON

Simply Clean!

SHUTTLES

A modular design and independent drive mechanism allows for different size and use configurations for addressing different market needs, such as domestic kitchens, office kitchens, and commercial kitchens.



FLEXIBLE CONFIGURATION OPTIONS

3 Shuttle Rows

- ▶ One row for Plates
- ▶ One row for Utensils
- ▶ One row for Cups and Glasses

2 Shuttle Rows

- ▶ One row for Plates and Utensils
- ▶ One row for Cups and Glasses

1 Shuttle Row

- ▶ A single row for Cups, Glasses, Utensils



KITCHEN DEMON

The world's first fully automated, ergonomically designed, counter-level dishwashing solution.

KEY FEATURES AND BENEFITS

1

ERGONOMIC

Purposely designed for counter-level use, no bending required.

2

FAST AND QUIET

Items are washed, dried, and ready in 20 seconds.

3

PRACTICAL AND EFFICIENT

No waiting for a full load. Feed it as you need it.

4

SAFE

All moving parts are shielded, use suitable for children.

5

ECONOMICAL

Targetted cleaning means less energy.

6

ECO-FRIENDLY

One item, one wash, less water.

7

FULLY AUTOMATED

Always at the ready—high tech sensors detect soiled kitchenware.

8

SPACE SAVING

Keeps counters uncluttered and sinks empty.

9

COMPACT AND SPACE EFFICIENT

Small yet powerful countertop assistant.



*The world's first fully automated, ergonomically
designed, counter-level dishwashing solution.*

Simply Clean!

AN INDISPENSIBLE ADDITION TO THE MODERN KITCHEN

INGENIOUS!